

OHSU DEPARTMENT OF SURGERY

Vol. 7, No. 2 Fall 2022

The Clinical Issue

On
The
Cutting
Edge





“
**We have entered
a new phase.**”

The fall of 2022 has welcomed the Department of Surgery with renewed hope accentuated by some exciting faculty additions. We have entered a new phase in our response to the Covid-19 pandemic that so drastically challenged our hospital capacity, bandwidth and traditional educational methods. A new booster is available to address our most recent viral variants. Construction has begun on our OHSU Hospital Expansion Project which will see inpatient beds increase within the next 5 years. Operating rooms are becoming more available with the recruitment of nursing and anesthesia personnel. As we cautiously move forward as a university and as a community, the Department of Surgery is leading the way with the revitalization of several surgical programs and the development of new surgical offerings. I hope this issue of *On the Cutting Edge* brings you (our department, alumni, and friends) up to date on the exciting clinical developments in our department.

This year will see the turnover of one-third of our divisional leadership. As you read about each division, take note that the divisions of vascular surgery, bariatric surgery, and transplant surgery will all see new division heads by July 1.

Our first search has been completed and we are thrilled that **Sherene Shalhub, M.D.**, will be joining OHSU from the University of Washington to take over the helm in vascular surgery. I would personally like to acknowledge and thank **Cherrie Abraham, M.D.**, who has been steadfast as interim division head, steering our world class division through this time.

Next, we would like to congratulate **Farah Husain, M.D.**, as she left OHSU for the University of Arizona, Phoenix to take an endowed professorship and lead the bariatric surgery effort for that university and state. This has left a huge void in the department as Dr. Husain also served as our vice chair for regional operations and surgical strategy. I anticipate that her position as division head of bariatric surgery is well underway to being completed as we will be bringing 2 finalists back to campus by the end of this calendar year.

Finally, our last national search involves the division of transplant surgery. **Martin Schreiber, M.D.**, has led a diverse

university-derived search committee to narrow down a pool of approximately 2 dozen highly acclaimed transplant surgeons. As you read this update, we will be in the midst of in-person interviews with the challenging task of narrowing down a list of 5 semifinalists. In summary, the work and reputation of our transplant division speaks for itself and we plan to have new leadership here on campus by July 1. There will be several opportunities to recognize the multiple contributions that current and long-standing division leader **Susan Orloff, M.D.**, has made to the development and success of this division. This first of these took place on Oct. 8 as Dr. Orloff was named the inaugural Boris and Dorothy Rabkin Professor in Transplantation and Hepatobiliary Surgery.

While this issue of *On the Cutting Edge* is devoted to our clinical programs and divisional leadership I would be remiss if I did not acknowledge some national and international recognition that has taken place very recently. **Karen Brasel, M.D., M.P.H.**, (vice chair for education and professional development) has been named the recipient of the Parker J. Palmer Courage to Teach Award by the ACGME. In addition, she has been elected as the next Chair of the ACGME's review committee for surgery. This past summer **Dr. Martin Schreiber** was honored by the International Society of Surgery as the Robert Danis Prize winner for outstanding contributions in the field of trauma. In addition, he was just recently named the 2023 EAST John P. Pryor, M.D., Distinguished Service in Military Casualty Care Award recipient. Lastly, OHSU and **Brett Sheppard, M.D.**, have been recognized by the ACS Quality Committee as a center of excellence and leader, respectively, in the delivery of quality surgical care.

I hope you enjoy this issue of *On the Cutting Edge* and find it informative as we highlight our divisions and clinical programs.

-Ken Azarow, M.D., FACS, FAAP
Colonel (retired) United States Army
Mackenzie Professor and Chair
Department of Surgery, OHSU

The clinical issue.

- 4 | Hernia Rounds goes virtual
- 6 | First of its kind Fetal Center
- 8 | Doernbecher pilot study tackles anxiety
- 10 | Jaw Team to the rescue
- 12 | Gender affirming care with Dr. Blair Peters
- 14 | HIPEC relaunches with Dr. Divya Sood
- 16 | Dr. Sherene Shalhub appointed head of vascular surgery
- 18 | Cardiothoracic faculty expand services, programs
- 20 | New transplant directors carry the torch
- 22 | Pancreas program doubles in volume
- 24 | Meet Surgeon-Scientist Dr. Patrick Worth
- 26 | Dramatic increase in trauma admissions
- 28 | High Resolution Anoscopy Clinic
- 29 | Esophageal Cancer Program Innovation
- 30 | Bariatric surgery supports new program growth
- 33 | Department and Faculty Advancements

“ Hernia Rounds takes the virtual stage.”

A new multi-institutional hernia rounds, which began as a 4 program collaborative centered out of OHSU, has expanded on a national scale over the past year. The program has evolved dramatically and currently includes more than 100 delegates from 40 programs around the US. With such high interest and need for collaboration, the program will soon be expanding internationally, with colleagues joining in from the European Hernia Society as well as in Asia.

Vahagn Nikolian, M.D., who joined the general surgery division in 2020, as well as **Sean Orenstein, M.D.**, and past-division head **Robert Martindale, M.D., Ph.D.**, have been largely instrumental in encouraging the program’s growth. Its timing coinciding with broader use of virtual platforms for meeting and collaborating has allowed experts across the country and world to share knowledge, experience and research discoveries.

Its purpose

As the field of abdominal wall reconstruction has evolved, so to have the options that exist for the management of hernia and abdominal core health problems. Modern day hernia surgery is at the intersection of art and science,

and we use the virtual rounds to connect surgeons from varied practices to provide insights and support one another in the management of complex case scenarios.

The backstory

We initiated the collaborative as a natural extension of the academic and educational programs we had developed at our institution. Hernia Rounds at OHSU is a weekly event for our residents and trainees. We dedicate time to review cases, discuss decision making, and highlight important concepts in the art and science of hernia repair. These conferences have been very well received and we have highlighted many of the weekly sessions on social media, in particular on Twitter @OHSUsurgery and on private surgical groups (e.g., International Hernia Collaborative). Based on the content we discussed, many of our colleagues nationally recommended that we consider broadening the audience to include an extramural audience. As such, we moved forward with coordinating our first event just over a year ago, at the outset of the 2021-2022 academic year.

The first session included OHSU, the University of Washington, Cedars Sinai, and the University of Alabama and was a very small, intimate event that was well received by all of the participating institutions. The meetings continue to be conducted virtually and, through word of mouth and enthusiasm, many programs have since joined. The conference now expands to more than 50 US institutions and even international programs in Europe, Asia, and South America.

Current approach

Each quarter we select a topic to be discussed. Surgeons across the collaborative are informed about the topic and multiple presentation ideas are submitted. We usually select 3-4 cases to be discussed. In an effort to sponsor our trainees, we aim to have the presentations directed by residents/fellows, with faculty serving as discussants. The discussion spans the full spectrum of perioperative care—from preoperative planning, to intraoperative decision making, to management of challenging postoperative complications. We have been able to integrate the world’s best hernia surgeons to provide feedback and commentary during the web-based meetings.

Future growth

For any collaborative venture to work, the participants must be passionate about the content and feel that they derive some personal benefit from participating. We are fortunate to have enthusiastic and engaged faculty from all around the world who are willing to share experiences, guide mentees, and support the concept of abdominal wall surgery. With hernias as one of the most common diagnoses in general surgery, it is no surprise that there is a large number of surgeons who have pursued a career centered in hernia surgery.

With that in mind, the strong interest and increased participation over the past year is perhaps not surprising. Our aim is to continue to assure a high-quality production for our participants through manageable growth. We are confident that the program will continue to grow as a function of the great collaborators that are present and regularly engaged in the meetings.

”
The participants must
be passionate about the
content and feel that they
derive some personal
benefit from participating.

For more information, please contact Dr. Vahagn Nikolian at nikolian@ohsu.edu

“ First of its kind Fetal Center in the PNW.”



Raphael Sun, M.D.
Program Director

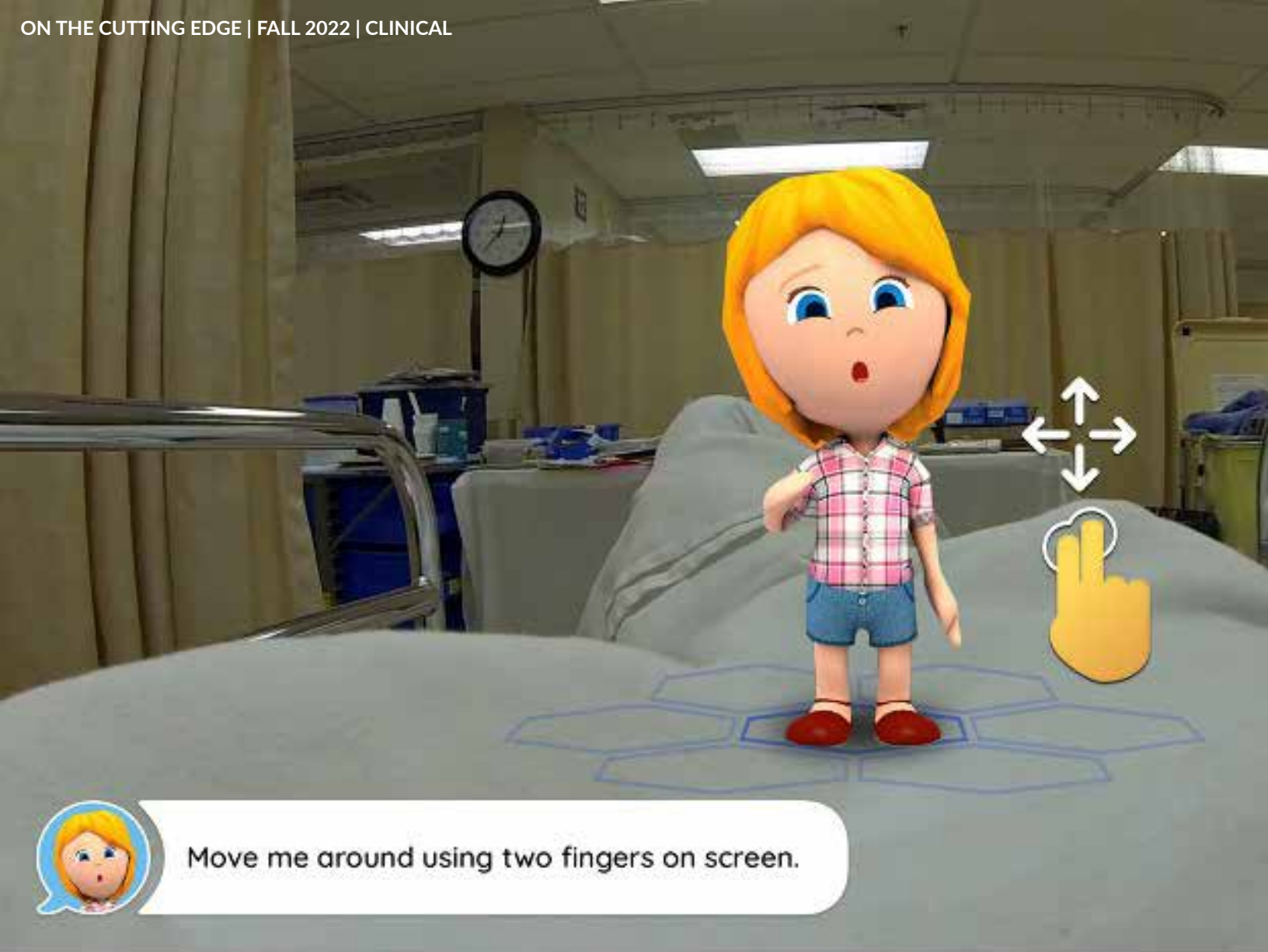
Dr. Raphael Sun leads new Fetal Surgery Program

OHSU’s new fetal surgery program officially launched in June of 2022. **Raphael Sun, M.D.**, (pediatric surgery) and **Andrew Chon, M.D.**, (maternal fetal medicine) were both recruited in 2021 and have spearheaded the effort to establish a comprehensive fetal center in the Pacific Northwest – the first of its kind and long-anticipated in this region. Immediately following the launch, the fetal care program began seeing an increased number of complex fetal anomalies requiring shunt placements for fetal hydrops and transfusions for fetal anemia. Historically, these procedures were performed on a less frequent basis here at OHSU but are becoming more and more common.

Successful laser treatment of Twin-to-twin transfusion syndrome

In conjunction with the program and the expertise of Drs. Sun and Chon, fetal surgery has already begun to chart new territory. The first two laser treatments for twin-to-twin transfusion syndrome were successfully performed at OHSU this summer. Both sets of twins are currently stable. Drs. Sun and Chon anticipate a smooth remainder of the twins’ pregnancy and look forward to the opportunity to care for them in the NICU. In the coming months, the program hopes to offer fetoscopic neural tube defect repairs which will draw and support patients from across the Pacific Northwest for their fetal comprehensive care.





Xploro and Kidx tackle surgery anxiety at Doernbecher.

Pediatric surgery and Doernbecher launch pilot study with Xploro

Xploro: a mobile device-based app designed to reduce anxiety in children undergoing procedures

Doernbecher Children's Hospital is Oregon's top-ranked children's hospital with 7 specialties ranking in the top 50 in the United States. As part of ongoing efforts to improve the care of children in Oregon and beyond, Doernbecher has launched a pilot study with hopes of reducing anxiety in children undergoing procedures. Led by principle investigator **Sanjay Krishnaswami, M.D.**, and co-investigators **Xiao-Yue Han, M.D., PGY-5** and **Hans VanDerSchaaf, Ph.D.**, and partnering with Xploro as part of the KidsX Innovation Program, they are studying the impact of the mobile device-based app on anxiety for children undergoing procedures. The project involves 2 main components: A development phase and an implementation phase.



Xploro PI
Sanjay Krishnaswami, M.D.



Xploro Co-Investigator
Xiao-Yue Han, M.D., PGY-5

Development Phase

Subject matter experts from Doernbecher contributed to the development of multiple OHSU-specific modules within the platform technology, including modules teaching children about intravenous (IV) catheter placements and a re-creation of the Doernbecher perioperative space in a fully interactive and educational virtual world. These modules allow children to explore the hospital and operative environments before stepping foot on campus. Beyond familiarity, an educational focus within each of these rich interactive environments empowers children during their operative care.

Implementation Phase

Having completed module development with Xploro, the application is available to children undergoing procedures at Doernbecher in a randomized controlled trial. The pilot study focuses on children undergoing procedures with pediatric general surgery and gastroenterology. Anxiety is measured at multiple points and evaluated from multiple perspectives in the perioperative environment, and need for anxiety-reducing medication is recorded. Anxiety outcomes will be compared between children who have access to Xploro and those who undergo procedures without Xploro.

Results

Based on the results of the pilot study and additional funding, Doernbecher and Xploro hope to expand Xploro use to additional service lines including urology, neurosurgery, transplant, and orthopedics among others. The pilot study is expected to run through early fall.



“

Jaw Team to the rescue.

OHSU’s pediatric cleft and craniofacial program is already the largest and longest-running program in Oregon. With the arrival of craniofacial surgeon **Erik Wolfswinkel, M.D.**, last fall, services have expanded to form a new Craniofacial Jaw Clinic in partnership with OHSU’s School of Dentistry, the Casey Eye Clinic and the Department of Otolaryngology.

This new multidisciplinary “Jaw Team” currently consists of **Mark E. Engelstad, D.D.S., M.D., M.H.I.** (Oral & Maxillofacial Surgery), **Dr. Wolfswinkel** (Plastic and Reconstructive Surgery), **Judah Garfinkle, D.M.D., M.S.** (Craniofacial Orthodontics), **Catherine Chau Henning, RN, PPCNP-BC** (Craniofacial Nurse Practitioner) and supported and initiated by the Medical Director of Cleft and Craniofacial Surgery: **Lori K. Howell, M.D.**

It’s complicated

The complex needs of a child with a cleft or craniofacial anomaly begin at birth and continue through adolescence and into adulthood. As there are standard time frames for treatment, the Doernbecher Cleft & Craniofacial team works closely with the patient and their family to determine the optimal plan for the patient. Factors such as growth, development, psychosocial and other medical concerns are considered in order to address the individual needs of each patient.

As a craniofacial surgeon, Dr. Wolfswinkel interacts at different time points with comprehensive care and surgical teams to optimize patient outcomes. Approximately 50 percent of patients with cleft lip and/or palate will be recommended for orthognathic (jaw) surgery due to midface growth restriction.



Erik Wolfswinkel, M.D., Assistant Professor of Plastic and Reconstructive Surgery

Their midface is often deficient which may lead to their teeth not coming together well and an aesthetic deformity. Orthodontics +/- orthognathic surgery can address these concerns. If a patient at OHSU meets this criteria they are now referred to Dr. Wolfswinkel and the OHSU/DCH Jaw Team.

Cross-specialty training

An important aspect of the Craniofacial Jaw Clinic is also the resident education opportunities it provides. Each patient is discussed as a group consisting of the three faculty members, plastic and reconstructive surgery residents, oral and maxillofacial surgery residents, dental residents

and medical students. Cross-specialty training allows concurrent evaluation of a patient with various perspectives on facial aesthetics, occlusion, dentition and speech. It’s a holistic evaluation and coordinated care approach that allows for creation of an optimal outcome for each patient.



Jens Berli, M.D., Program Director for the Advanced Gender Surgery Fellowship

“

Expansion of Gender Affirming Care Services.

Blair Peters, M.D., inaugural advanced gender surgery fellow with the Department, joined the Plastic and Reconstructive Surgery division last year as Assistant Professor. Together with program director **Jens Berli, M.D.**, his recruitment has allowed for considerable expansion of OHSU's gender affirming care services with notable expansion and advances in the robotic vaginoplasty program with **Geolani Dy, M.D.**, and the phalloplasty program with Dr. Berli.

New care pathways

The procedures and services provided by Drs. Berli and Peters together with a multidisciplinary team of providers has established OHSU as a national and international leader in gender affirming care, with providers from multiple institutions visiting OHSU to learn new techniques. Within the growing program, Dr. Peters has also been responsible for the development of new care pathways and resources to support sensory outcomes for patients undergoing genital surgery. The Transgender Health Program most recently welcomed **Michele Fascelli, M.D.** (urology), and **Monica Llado-Farrulla, M.D.** (plastic surgery), as the 2022-2023 advanced gender surgery fellows.

Blair Peters, M.D., Assistant Professor of Plastic and Reconstructive Surgery

“
**HIPEC
relaunches
with Surgical
Oncologist
Dr. Divya Sood.**



Divya Sood, M.D., is surgical oncology’s newest recruit. She arrived this October following general surgery residency at the University of California, San Diego and a complex general surgical oncology fellowship at the University of Chicago. Her immediate plans here at OHSU include the re-launch of our Peritoneal Surface Malignancy and HIPEC program and playing an integral role in our multidisciplinary GI cancer team.

Dr. Sood has a particular interest in the oligometastatic paradigm across multiple histopathologies. In addition to HIPEC, she has expertise in cytoreductive surgery for metastatic neuroendocrine tumors, as well as both open and minimally invasive foregut and HPB oncology.

Her investigative interests include clinical trial development and health services research. As part of the University of Chicago Cancer Health Disparities Training Program, she was engaged

with underserved populations within Chicago in an effort to increase and diversify participation in clinical trials. Dr. Sood envisions continuing this work of improving cancer health disparities here at OHSU, alongside her clinical practice.

**Peritoneal Surface Malignancy and
HIPEC Program**

Cytoreductive surgery followed by administration of hyperthermic intraperitoneal chemotherapy (HIPEC) is one form of locoregional therapy comprising an aggressive management strategy for advanced GI, Gyn, and other peritoneal surface malignancies. Dr. Sood’s expertise in this area will allow for the reinstatement of HIPEC surgery and other regional therapies at OHSU, which have demonstrated improved outcomes for patients with advanced stage cancer.

”
**Dr. Cristian Valenzuela
brings melanoma
expertise to Surgical
Oncology.**



Cristian Valenzuela, M.D., will also join the Department of Surgery and Division of Surgical Oncology this month – his start date is October 17. Dr. Valenzuela will be an integral member of the Surgical Oncology division with a focus on treating patients with melanoma and soft tissue sarcomas. He recently completed his complex general surgical oncology fellowship at Wake Forest University and hopes to develop a busy academic surgical oncology practice here where he can explore a variety of questions pertaining to tumorigenesis and treatment responses.

“
**Breast Oncology
Treatment expands
to Hillsboro.**

As of spring 2022, OHSU breast oncology treatment has expanded to Hillsboro Medical Center with operating privileges extended to both plastic surgery division head **Juliana Hansen, M.D.**, and surgical oncologist **Jennifer Tonneson, M.D.** Together the 2 surgeons are now able to collaborate on breast cancer reconstructive surgery cases for patients west of Portland. This is the first step in a long-term plan to grow the breast program on the west side. In addition, several providers from both adult and pediatric surgery are in process of privileging and credentialing at HMC with continued surgical treatment expansion slated for this coming winter.





“ Dr. Sherene Shalhub poised to lead vascular surgery.”

We are pleased to announce the successful recruitment of **Sherene Shalhub, M.D.**, as the division head of vascular surgery. The appointment comes after a rigorous search and interview process with multiple esteemed candidates. Dr. Shalhub comes to us from the University of Washington where she is currently the Director of the Multidisciplinary Vascular Genetics Clinic. She is an aortic surgeon best known for a clinical focus on complex genetic aortopathies. Her research focuses on personalized medicine that integrates vascular surgery and patient centered outcomes. She will join us this January with a joint appointment in the Department of Surgery and the Department of Molecular Medical Genetics.

We look forward to Dr. Shalhub's arrival and leadership of our growing vascular program. Thank you to **Cherrie Abraham, M.D.**, for his impeccable leadership as interim head of vascular surgery this past year following the departure of **Greg Landry, M.D.**

Welcoming Dr. Rhusheet Patel...

Rhusheet Patel, M.D., joins us this fall from UT Southwestern Medical Center where he was an Assistant Professor in the Department of Surgery. He treats the full spectrum of vascular disease, including carotid stenosis, aortic aneurysmal and occlusive disease, and venous insufficiency. He specializes in limb salvage in patients with peripheral arterial disease, using both minimally invasive and open surgical techniques.

of Southern California's Keck School of Medicine and completed a residency in vascular surgery at the University of California Los Angeles Medical Center.

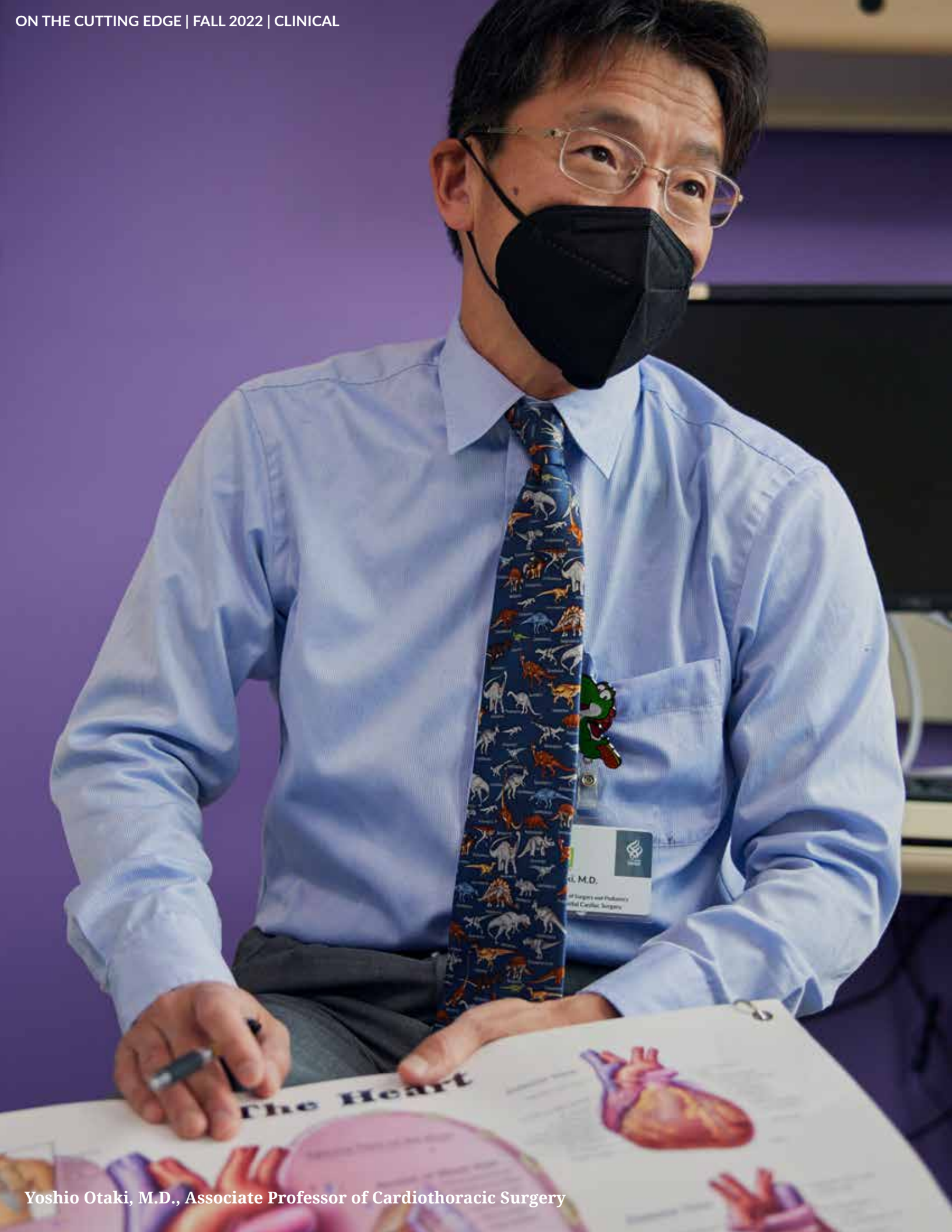
Dr. Patel has published several peer-reviewed academic articles and contributed to the texts of Rutherford's *Vascular Surgery* and *50 Landmark Papers Every Vascular Surgeon Should Know*.

...and Podiatrist Dr. Scott Boynton

Also joining the Division of Vascular Surgery this fall is podiatrist **Scott Boynton, D.P.M.** Dr. Boynton completed his residency at the Barry University School of Podiatric Medicine and will arrive at OHSU after 5 years of practice at the UCLA Gonda Vascular Center. He is an active researcher with multiple funded clinical trials over the past decade. We look forward to welcoming Dr. Boynton and his contributions to our life-saving multidisciplinary functional limb preservation program.

Cherrie Abraham, M.D., interim head of vascular surgery, and Enjae Jung, M.D., vascular and endovascular surgery training program director





Yoshio Otaki, M.D., Associate Professor of Cardiothoracic Surgery

The expansion of our general thoracic surgery service to affiliate hospital PeaceHealth Southwest Medical Center is well underway, thanks to new recruit **Svetlana Kotova, M.D.** Dr. Kotova joined us this past June and has been actively growing the thoracic service at the Vancouver, Wash. hospital, located just 15 miles from OHSU. She is board-certified in thoracic surgery and earned her medical degree from Upstate Medical University, State University of New York, NY, and also completed her general surgery residency there. Dr. Kotova completed her thoracic surgery residency at Beth Israel Deaconess Medical Center in Boston, Massachusetts.

Dr. Kotova performs a wide range of operations on the chest, lungs, and trachea to treat diseases. Her focus is on minimally invasive and robotic surgery.

With new service expansion to PeaceHealth, we are proud to announce that new fellowship rotations for cardiac and thoracic surgery have been initiated.

“
Dr. Svetlana Kotova expands thoracic surgery to SW Washington.

”
Dr. Yoshio Otaki joins congenital heart surgery program.

In February, we had the pleasure of welcoming **Yoshio (Yoshi) Otaki, M.D., Ph.D.**, to the Pediatric and Congenital Cardiac Surgery team. Dr. Otaki joined **Ashok Muralidaran, M.D.**, Interim Head of Pediatric and Congenital Cardiothoracic Surgery, and **Irving Shen, M.D.**, Doernbecher’s Surgeon-in-Chief.

Dr. Otaki completed his medical school and surgical training in Japan, after which he spent three years in biomedical engineering research at the Cleveland Clinic (2002 - 2005). He stayed on to complete a clinical fellowship in cardiac surgery before accepting a position as a pediatric cardiac surgeon at the Rainbow Babies and Children’s Hospital in Cleveland. He then moved to Wake Forest University in North Carolina, where he has been practicing since 2010. He is renowned for his work on hand-crafted PTFE (Teflon) valved-grafts that are used as right ventricle to pulmonary artery (RV-PA) conduits.

“

New Transplant Directors carry the torch

The approval through UNOS, the United Network for Organ Sharing, came through this summer, placing **Davy Woodland, M.D.**, as the new Surgical Director of OHSU Kidney Transplantation and **Kristian Enestvedt, M.D.**, as Surgical Director of OHSU Liver Transplantation. Dr. Woodland was recruited to the OHSU Division of Abdominal Organ Transplantation in October 2018. He completed an abdominal organ transplantation surgery fellowship at Northwestern University in Chicago following his general surgery residency at NY Presbyterian Columbia University. Dr. Enestvedt was recruited to OHSU in October 2013, an alumni of our general surgery residency program as well as HPB surgery fellowship program. He also completed an abdominal organ transplantation surgery fellowship at the University of Pennsylvania.

The new appointments take the helm from previous directors **Susan Orloff, M.D.**, and **David Scott, M.D.** We have full confidence that Drs. Woodland and Enestvedt will carry the torch in leading the future for our organ-specific surgical directorships.

”

Welcoming Dr. Alexandra Bolognese to the Transplant Team

Alexandra Bolognese, M.D., earned her medical degree in 2012 from the University of Massachusetts Medical School in Worcester. In 2020 she completed her general surgery residency at Zucker School of Medicine at Hofstra/Northwell in Manhasset, New York. Dr. Bolognese now joins our faculty after completing her multi-organ transplant surgery fellowship at the University of Wisconsin, Madison.



The OHSU Abdominal Organ Transplant Clinic is located in the Physicians Pavilion on Marquam Hill

“ OHSU Pancreas Program doubles in volume.”

The section of Hepato-Pancreatico-Biliary surgery within the Division of General and GI surgery has experienced significant recent growth, both clinically and through important research funding. Overall the OHSU pancreas program has doubled in volume over the past 8 years with over 20 percent of patients participating in clinical trials – a substantial rate compared to the 5 percent nationwide average. Department of Surgery clinicians and investigators are proud to contribute to this multi-disciplinary effort.

Phase II Trial – Prevention of Postoperative Pancreatic Fistula

Brett Sheppard, M.D., co-PI with OHSU interventional endoscopy specialist **Kaveh Sharzei, M.D., M.S.**, have opened their investigator initiated trial: “A phase II trial of Pre-Operative Endoscopic Botulinum Toxin Injection in the Prevention of Postoperative Pancreatic Fistula Following Distal Pancreatectomy.” They predict that given the recent unfavorable outcome of the REPLAY (Reinforcement of the Pancreas in distal pAncreatectomyY) trial, other alternatives to mitigating pancreatic fistula will become even more important. The phase II trial is registered on clinicaltrials.gov.

Islet Cell Transplant

Our multi-disciplinary total pancreatectomy and autologous islet cell transplant continues to grow and we have submitted to the IRB a trial of TPIAT for patients with intra ductal papillary mucinous neoplasm.

TPIAT, or Total Pancreatectomy with Islet Auto Transplantation, is a procedure that treats chronic pancreatitis (and in some cases patients at very high risk for pancreatic cancer) by harvesting pancreatic islet cells – crucial for producing insulin – and infusing them in the liver. Following the procedure, TPIAT patients are relieved of debilitating pain and less dependent on insulin medication. OHSU is 1 of just 24 centers globally performing TPIAT.

The initial FDA inspection was passed with flying colors thanks to Digestive Health Center team members **Lisa Bloker, R.N.**, **Swati Mishra, Ph.D.**, and **Megan Schuette, M.P.A.-HA**, and we hope to open the trial in early 2023.

Carmen Curry, N.P., leads Pancreatic Cancer Early Detection Clinic

OHSU Advanced Practice Provider **Carmen Curry, N.P.**, has joined the pancreatic care team as lead of our Pancreatic Cancer Early Detection Clinic. The clinic supports the PRECEDE Consortium (Pancreatic Cancer Early Detection), of which OHSU is a founding member and now operates internationally at over 35 sites. With PRECEDE we are currently collaborating with Konica Minolta Precision Medicine, Ambry Genetics, and Invicro to provide state-of-the-art germline testing and development of radiomics artificial intelligence to aid in early detection. Our clinic has also lead to collaboration with molecular diagnostics company Biological Dynamics to validate an exosome-based blood test for early detection of pancreatic cancer. The device has been granted breakthrough device designation by the FDA.



Meet Surgeon- Scientist Dr. Patrick Worth.

“
Translating
my work into
improved
oncologic care.”

Patrick Worth, M.D., a surgery resident alumni and Assistant Professor with our general surgery division, was recently awarded one of 12 inaugural grants in the NCI Early-stage Surgeon Scientist Program. His work towards understanding the mechanisms of rapid metastatic recurrence of pancreatic cancer after resection will be funded for the next 3 years. Rapid metastatic recurrence occurs within 6 months in 20 - 30 percent of pancreatic cancer patients following surgery – a devastating phenomenon. It remains unclear whether rapid recurrence arises from occult

synchronous metastases, extant but undetectable at the time of surgery, or dissemination and seeding of circulating or metachronous tumor cells accelerated by surgical intervention. The Worth Lab is committed to developing a better understanding of these mechanisms and translating this work into improved oncologic care.

Now as PI on a Department of Defense Pancreatic Cancer Research Program Idea Development Award with his mentor and partnering PI, **Rosie Sears, Ph.D.**, Dr. Worth has been able to devote considerable resources to examining post-operative rapid metastatic recurrence. Utilizing a mouse model of rapid recurrence that he developed, Dr. Worth's lab has been able to investigate rapid recurrence more deeply by isolating circulating tumor cells at specific time points and identifying single-clone and very early metastases, which are nearly impossible and impractical to study in human subjects. In December 2021, Dr. Worth and collaborators at the OHSU South Waterfront were awarded a Faculty Initiatives

Pool grant for \$250,000 which then funded the purchase of a small-animal CT scanner. The new scanner will significantly improve metastatic detection in their model and will also improve the care of their in vivo subjects.

Dr. Worth's clinical research investigations into pancreatic disease began as a surgery resident under the mentorship of **Brett Sheppard, M.D.**, Director of the Brenden-Colson Center for Pancreatic Care, and co-Director Dr. Rosie Sears. His continued work with the BCCPC now as faculty has significantly contributed to improved treatment and understanding of pancreatic cancer and disease. He continues to be mentored by Drs. Sheppard and Sears as well as **Jonathan Brody, Ph.D.**, and is committed to helping expand the resident research curriculum in the Department. He is faculty in the Graduate Program in Biomedical Sciences and mentors several Ph.D. candidates, including **Jackie Phipps**, who recently presented their work at AACR Pancreas in Boston. Dr. Worth is also a member of the Knight Cancer Institute Cancer Biology Program.

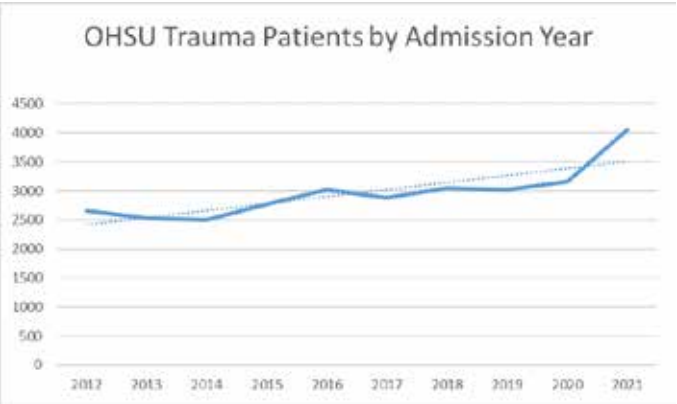
Worth, MD
Brenden-Colson Center
Pancreatic Care



“
Trauma patient admissions increased by 52 percent over the past decade.

Between 2012 and 2021, a 10 year period of time, OHSU trauma admitted a total of 29,653 patients at a steadily increasing rate. Admissions are currently 52 percent higher annually than they were in 2012. The past 2 years have seen the most dramatic rise in patient admissions due to Covid-19.

Although it’s been challenging, the trauma division has kept pace with patient care needs, currently operating with 15 active faculty under the leadership of **Martin Schreiber, M.D.** They and a talented team of advanced practice providers take care of an average 70 patients per day around the clock.





Above: OHSU South Waterfront and CHH2 building (left) housing the Digestive Health Center and new High Resolution Anoscopy Clinic



Sandy Fang, M.D., Associate Professor of Surgery

Colorectal surgeon **Sandy Fang, M.D.**, is leading the charge with Ph.D. candidate **Amy Leatherwood, F.N.P.**, to support enhanced screening and treatment services for anal cancer. Their newly established High Resolution Anoscopy Clinic allows for treatment of patients on a weekly basis. The HRA screening tool examines low- and high-grade squamous intraepithelial lesions using high-resolution anoscopy and is used to detect anal pre-cancerous lesions or cancer. Treatment of pre-cancerous high-grade squamous intraepithelial lesions via in-office ablation will begin this fall at the Digestive Health Clinic and is in partnership with the Knight Cancer Institute.

“
High Resolution Anoscopy Clinic for anal cancer screening.

“

Esophageal cancer care continues to innovate under new director Dr. Stephanie Wood

The OHSU Esophageal Cancer Program (ECP), with over 200 esophageal cancer referrals a year and >50 minimally invasive esophagectomies per year, has become a renowned center of excellence for esophageal cancer. NSQIP data has shown year after year that OHSU has superior outcomes and is a low outlier for leaks compared to national averages.

The OHSU ECP was originally developed under the leadership of past-Mackenzie Professor



and Chair of Surgery **John Hunter, M.D.**, (left) who championed the benefits of the minimally invasive approach to esophagectomy. More recently, **Stephanie Wood, M.D.**, was appointed Director and has led the expansion of access to virtual surgical consultations for new cancer patients, resulting in expedited multidisciplinary care and shortened time-to-

treatment. In addition, dedicated foregut nurse practitioner **Lea Ross, N.P.**, has expanded access to our esophageal cancer surveillance program for postoperative patients. And we are proud to have interim head of bariatric surgery **Alia Qureshi, M.D.**, join the program in 2021.

Looking ahead, the Esophageal Cancer Program will be adding a dedicated esophageal cancer Nurse Navigator in the coming weeks. The OHSU ECP keeps patients at the center of care from the time of diagnosis of esophageal cancer, during treatment, and for the long term.



Stephanie Wood, M.D.
Esophageal Cancer Program Director



Above: Portland in the fall - a view from the OHSU aerial tram

“ Bariatric Surgery supports new program growth.”

OHSU and Oregon have long-served as national leaders in terms of bariatric surgery access to care and longitudinal research resulting in increased medical coverage for bariatric patients. OHSU’s partnerships with affiliate institutions across the state have allowed for expansion of those bariatric services. This spring, the OHSU Hillsboro Medical Center became designated as a MBSAQIP Comprehensive Bariatric Center; Portland Adventist is currently in the process of applying for MBSAQIP Low Acuity accreditation.


In addition to clinical service expansion, our growing bariatric division continues to initiate program growth. Associate Professor of bariatric surgery **Nancy Puzziferri, M.D.**, together with advanced practice provider



Aura Petcu, N.P., have partnered to establish a new Medical Weight Management Program. The team is working with several other departments, such as Cardiology and Transplant, to improve pathways for patients accessing our bariatric program.

Recruitment underway

Incoming faculty within the division include **Sergio Toledo, M.D., (left)** former OHSU surgery resident and MIS fellow. He returned to OHSU this October and will be supporting the General Surgery/Foregut team. We also anticipate the appointment of a new bariatric surgery division head within the next year, following the departure of **Farah Husain, M.D.** A national search is underway while **Alia Qureshi, M.D., (right)** leads the division as interim head.



MIS Fellowship Re-accreditation

The Fellowship Council has re-accredited our Advanced GI, Advanced GI MIS, Bariatrics, Comprehensive Flexible Endoscopy, Foregut and HPB program this year. The fellowship program, which first launched in 1998, has been restructured and is now led by a steering committee and chaired by bariatric surgery interim head **Alia Qureshi, M.D.** Our 2 new incoming fellows for the FY23 year will bring our total educated to 44, half of which are in academic medicine. The MIS fellowship covers a wide variety of rotations, including electives when available in cardiothoracic surgery, abdominal wall, and rotations to our affiliate sites when needed.

Alia Qureshi, M.D.
Interim head, bariatric surgery
MIS fellowship program director



Department and Faculty Advancements

Residency program director Karen Brasel, M.D., M.P.H., awarded the Parker J. Palmer Courage to Teach Award. The ACGME has recognized Dr. Karen Brasel as one of the most outstanding program directors in the country with the Parker J. Palmer Courage to Teach Award. The award recognizes program directors who have fostered innovation and improvement in their residency/fellowship programs and served as exemplary role models for residents and fellows.

Dr. Brasel has also been elected as the next Chair of the ACGME's Surgery Review Committee. Her 3-year term will take effect July 1, 2023. The ACGME is responsible for setting nationally-recognized accreditation standards and the Surgery Review Committee is comprised of just over a dozen esteemed surgery leaders and educators. All existing surgery residency programs are reviewed annually for compliance with the educational requirements, as are all new programs.

ACS Quality Verification Program expands after successful OHSU pilot program. OHSU was 1 of 25 institutions who piloted the American College of Surgeons Quality Verification Program last year, which was recognized at July's NSQIP conference. Going forward, our Quality and Clinical Operations Vice Chair **Brett Sheppard, M.D.**, will act as a site visitor for the expanded roll out of the QVP.

Cardiothoracic and Vascular Surgery Physicians Pavilion TimeShare clinics have relocated down to OHSU's South Waterfront Center for Health and Healing. The clinics' expanded operations now include 14 exam rooms, 2 procedure rooms, a vascular lab ultrasound room, and two televisit offices.

James IV Travelling Fellowship awarded to Dr. Liana Tsikitis. General and GI surgery division head **Liana Tsikitis, M.D., M.C.R., M.B.A.**, received the James IV Travelling Fellowship from the Association of Surgeons this year. The fellowship is designed to promote communication and collaboration in the surgical community. Travelers are both ambassadors representing their home countries, and conduits for the dissemination of knowledge.

Trauma division head Martin Schreiber, M.D., named the 2023 John P. Pryor, MD Distinguished Service in Military Casualty Care Award recipient from the Eastern Association for the Surgery of Trauma. The award is considered for members in the field of military casualty care who have demonstrated a commitment to improving outcomes for those who sustain injury in modern military theaters of conflict.

Department of Surgery research vice chair Jonathan Brody, Ph.D., has been awarded by the OHSU School of Medicine the title of Louis Gerlinger, Jr. and Beatrice Lee Gerlinger Surgical Chair. A well-deserved endowment.

Transplant surgery division head Susan Orloff, M.D., was named the inaugural Boris and Dorothy Rabkin Professor in Transplantation and Hepatobiliary Surgery this month.



On The Cutting Edge



School of
MEDICINE

OHSU Department of Surgery
Mail code: L223
3181 S.W. Sam Jackson Park Rd.
Portland, OR 97239
Tel: 503 494-7758
Fax: 503 494-5615

Non-Profit Organization
U.S. Postage
PAID
Permit No. 722
Portland, Oregon

[Address]

OHSU School of Medicine | Department of Surgery

Department Chair

Kenneth Azarow, M.D.503 494-7758

Questions or comments? Email *On the Cutting Edge* Editor Sara Szymanski at szymanss@ohsu.edu – we'd love to hear from you.

Division Chiefs

Susan Orloff, M.D.503 494-7810

Abdominal Organ Transplantation

Alia Qureshi, M.D.503 494-2681

Bariatric Surgery, Interim

Howard Song, M.D., Ph.D.503 494-7820

Cardiothoracic Surgery

V. Liana Tsikitis, M.D., M.C.R., M.B.A.503 494-6900

Gastrointestinal and General Surgery

Mubeen Jafri, M.D.503 494-7764

Pediatric Surgery

Juliana Hansen, M.D.503 494-7824

Plastic and Reconstructive Surgery

Flavio Rocha, M.D.503 494-5501

Surgical Oncology

Martin Schreiber, M.D.503 494-5300

Trauma, Critical Care and Acute Care Surgery

Cherrie Abraham, M.D.503 494-7593

Vascular Surgery, Interim

Oregon Health & Science University is a nationally prominent research university and Oregon's only public academic health center. It educates health professionals and scientists and provides leading-edge patient care, community service and biomedical research.

Change can't happen if we see things just one way. That's why diversity is so important to OHSU.